

Compact thermostat for installation in switch cabinets (on DIN rail) ITR 79

Electronic thermo controller with remote sensor



Technical data

Operating voltage:	250 V ~, 50 / 60 Hz
Switching capacity:	24–250 V ~ make contact: 10(3)A, break contact: 5(1.5) A
Contact:	1 relay as potential-free changeover contact
Switching difference:	adjustable 0.5 ... 5 K, except ITR 79.600, ITR 79.608, ITR 79.503
Ambient temperature:	–10 ... +40°C
Degree of protection:	IP 20
Protection class:	II
Mode indication:	red LED: heating green LED: cooling
Mounting / installation:	on DIN rail (35 mm)
Electrical connections:	terminal screws, max. 2.5 mm ²
Colour:	grey (RAL 7035)

Application

Control and supervision of temperatures in halls, green houses and of temperatures developed by floor heating systems. The devices dispose of a sensor breakdown and short-circuit protection.

Sensors are not included in the scope of the delivery (except ITR 79.804, ITR 79.805, ITR 79.608). (For choice of sensors available, see as of page 99).

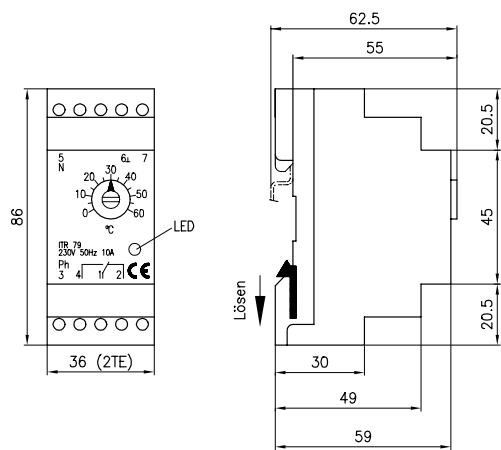
Application of sensor types according to sensor no. indicated (i.e. all no. 24 or 4 sensor types can be used, e.g. HF-4, LF-24, etc.). Avoid parallel laying of sensor line and mains supply cables or protect it by shielding.

Type	Item No.	Control range	Equipment	Sensor	PG
ITR 79.402	D 4780167	–35 ... +15°C	heating, red LED	1 / 21 (NTC 1 K)	A
ITR 79.404	D 4780155	0 ... 60°C	heating, red LED	4 / 24 (NTC 10 K)	A
ITR 79.405	D 4780181	35 ... 95°C	heating, red LED	5 / 25 (NTC 50 K)	A
ITR 79.406	D 4780205	70 ... 130°C	heating, red LED	6 (NTC 100 K)	A
ITR 79.408	D 4780179	–10 ... +40°C	heating, red LED	3 / 23 (NTC 8 K)	A
ITR 79.503	D 4780524	0 ... 11°C	frost protection, manual reset, switching difference: 1.5 K, fixed red LED (sensor short-circuit at 75°C)	0 / 20 (NTC 2 K 25)	A
ITR 79.504	D 4780371	0 ... 60°C	cooling, green LED	4 / 24 (NTC 10 K)	A
ITR 79.508	D 4780369	–10 ... +40°C	cooling, green LED	3 / 23 (NTC 8 K)	A
Two reference setters (e.g. for day / night temperature control via external clock)					PG
ITR 79.600	D 4780508	2 x 5 ... 30°C	heating, switching difference: 0.5 K fixed	2 (NTC 47 K)	A
ITR 79.608	D 4780558	2 x –10 ... +40°C	heating, switching difference: 0.5 K, fixed incl. sensor HF-8 / 4-K2 (4 m)	8 (NTC 2 K)	A
For remote sensor triggered control of electric floor heating systems					PG
ITR 79.804	D 4780545	0 ... 60°C	scale 0 ... 6, heating, red LED, incl. sensor HF-8 / 4-K2 (4 m) , sensor also applicable with HTRRB- 011.010, ETR 77.804, FETR and FDTR-U	8 (NTC 2 K)	A
ITR 79.805	D 4780557	+35 ... +95°C	heating, red LED, incl. sensor HF-8 / 4-KS (4 m)	8 (NTC 2 K)	A

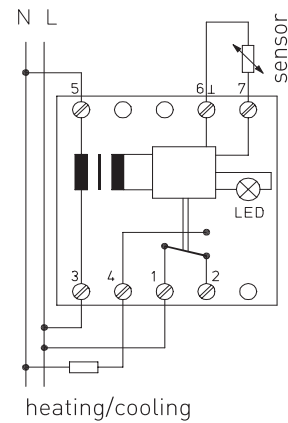
Compact thermostat for installation in switch cabinets (on DIN rail) ITR 79

Electronic thermo controller with remote sensor

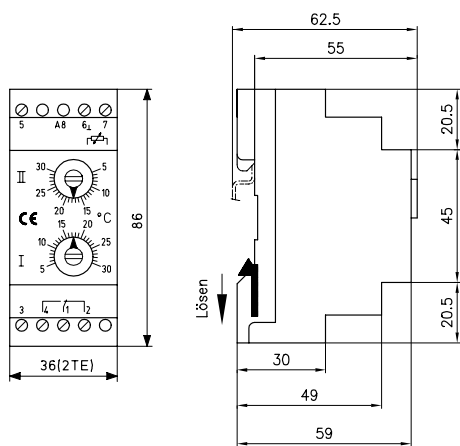
ITR 79.4... /5... /8...



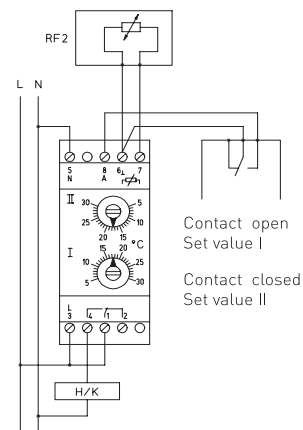
ITR 79.4... /5... /8...



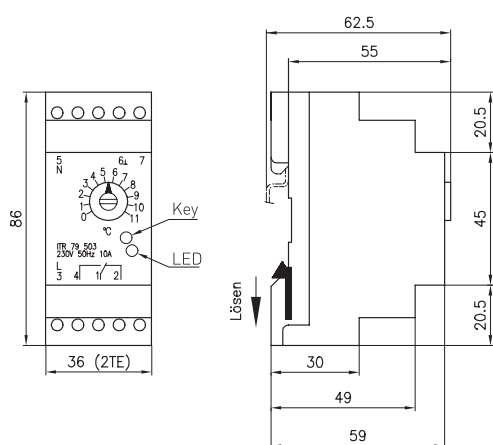
ITR 79.6



ITR 79.6



ITR 79.503



ITR 79.503

